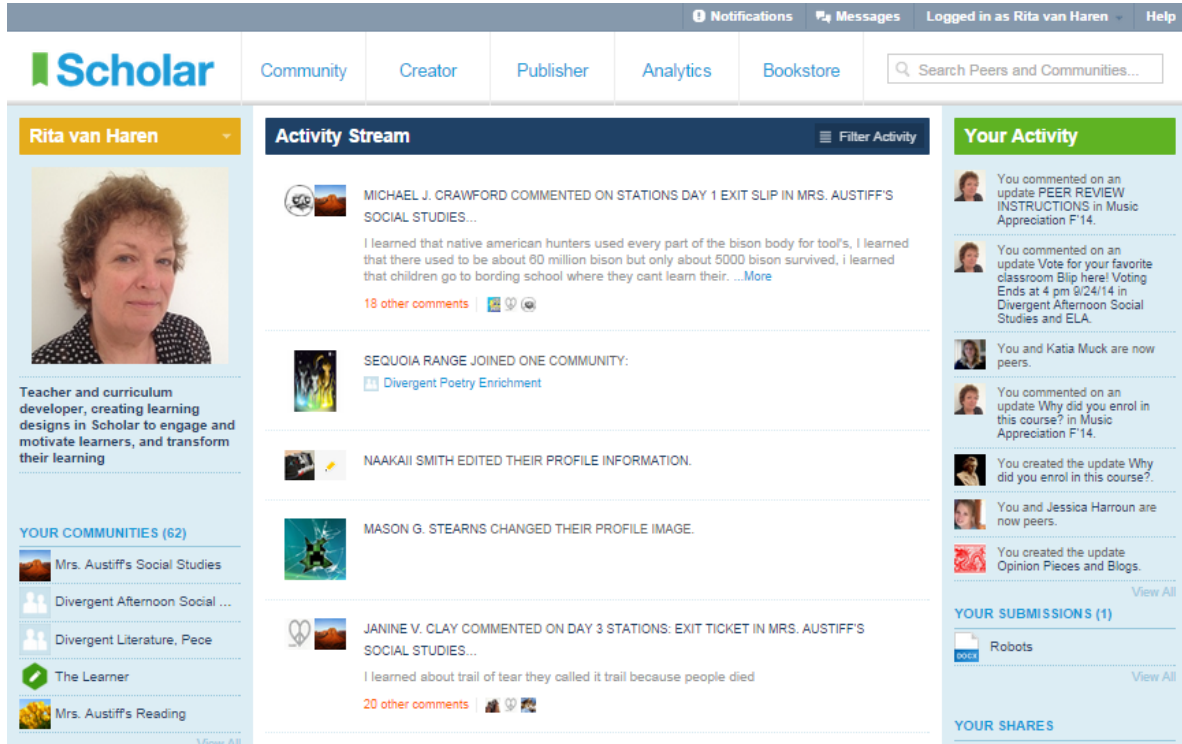
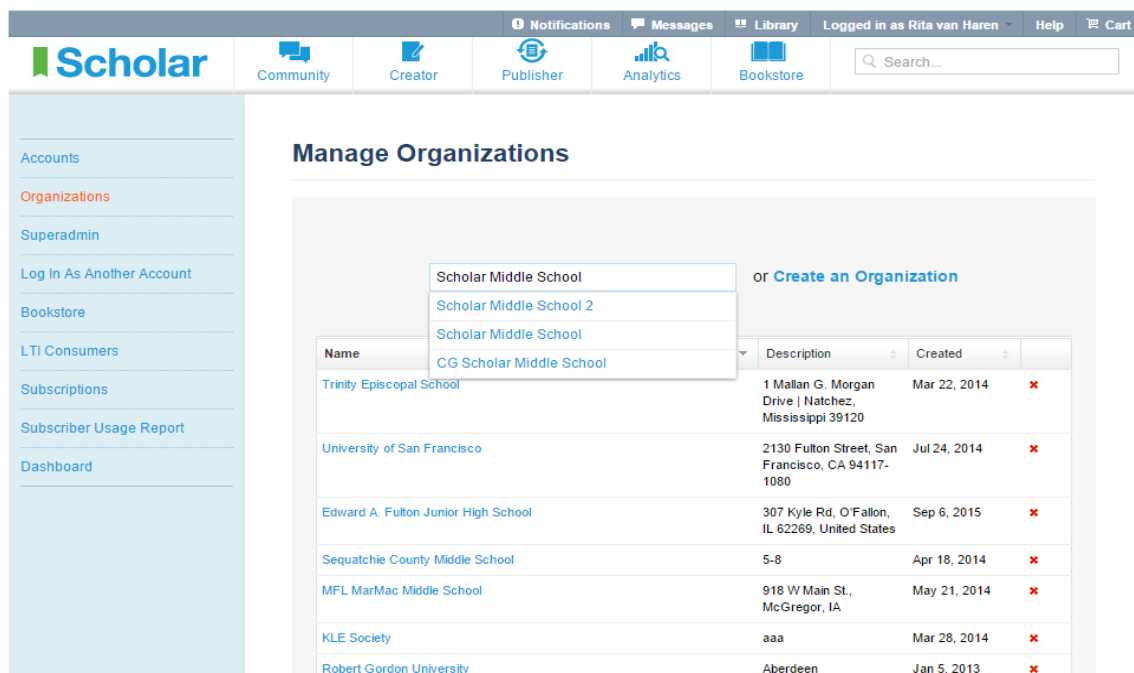


Setting up and Managing Accounts

6.4 The Role of the Organization Admin



6.4.1: The Organization Administrator (Org Admin) is a teacher, executive, or IT coordinator in an organization. The Org Admin liaises with Common Ground Publishing on Scholar licenses, and creates accounts for students, teachers, and other adults, as long as there are seats available. First, hover over your name to see the pull down menu for “Admin Tools”.



6.4.2: In the “Admin Tools”, select “Organizations”. Type in the name of the organization, for example, Scholar Middle School. Then select it when it appears in the menu.

Notifications Messages Library Logged In as Rifa van Haren Help Cart

Organizations

- Superadmin
- Log In As Another Account
- Bookstore
- LTI Consumers
- Subscriptions
- Subscriber Usage Report
- Dashboard

Scholar Middle School

Name: Scholar Middle School

Description: Organization Created for Demos

Contact person name:

Contact email:

IPAddress/CIDR:

District:

Subdistrict:

[Edit Details](#)

[Delete Org](#)

LICENSES

License	Used Seats	Available Seats	Started	Expires	
Default License for Scholar Middle School	17	13	Oct 7, 2013	Oct 7, 2016	Edit Delete

Show: 10 1 to 1 (1) [Prev](#) [Next](#)

[+ Add License](#)

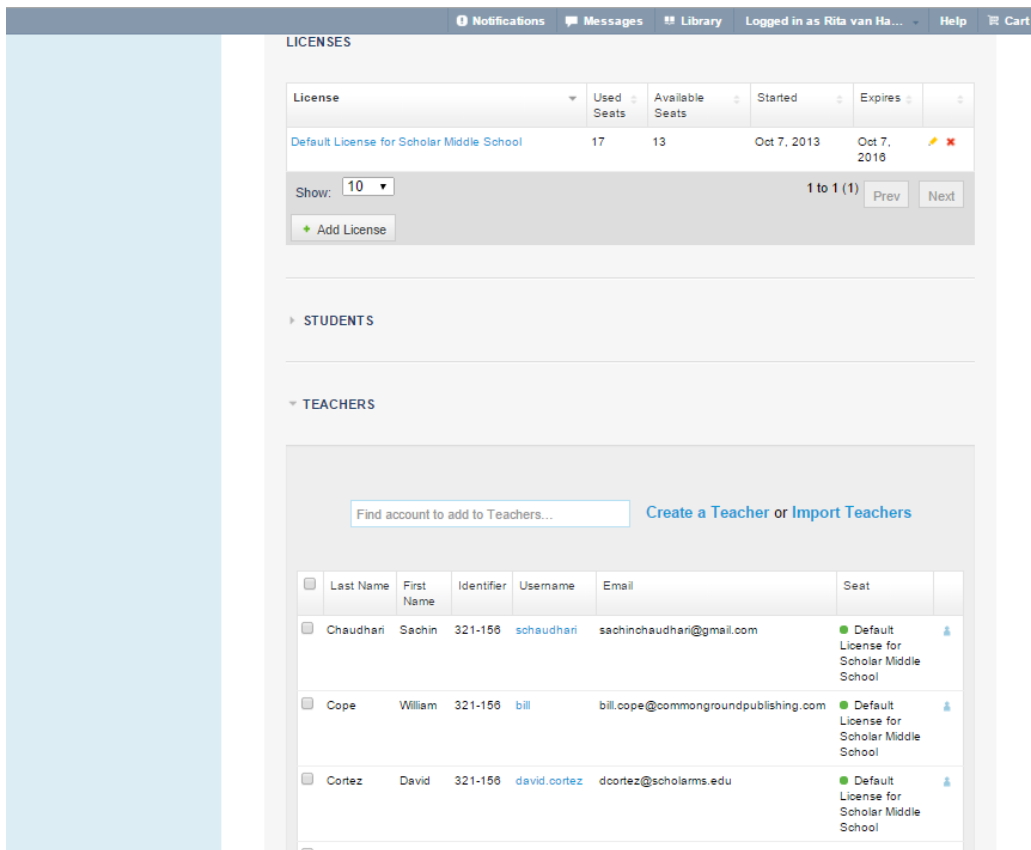
STUDENTS

TEACHERS

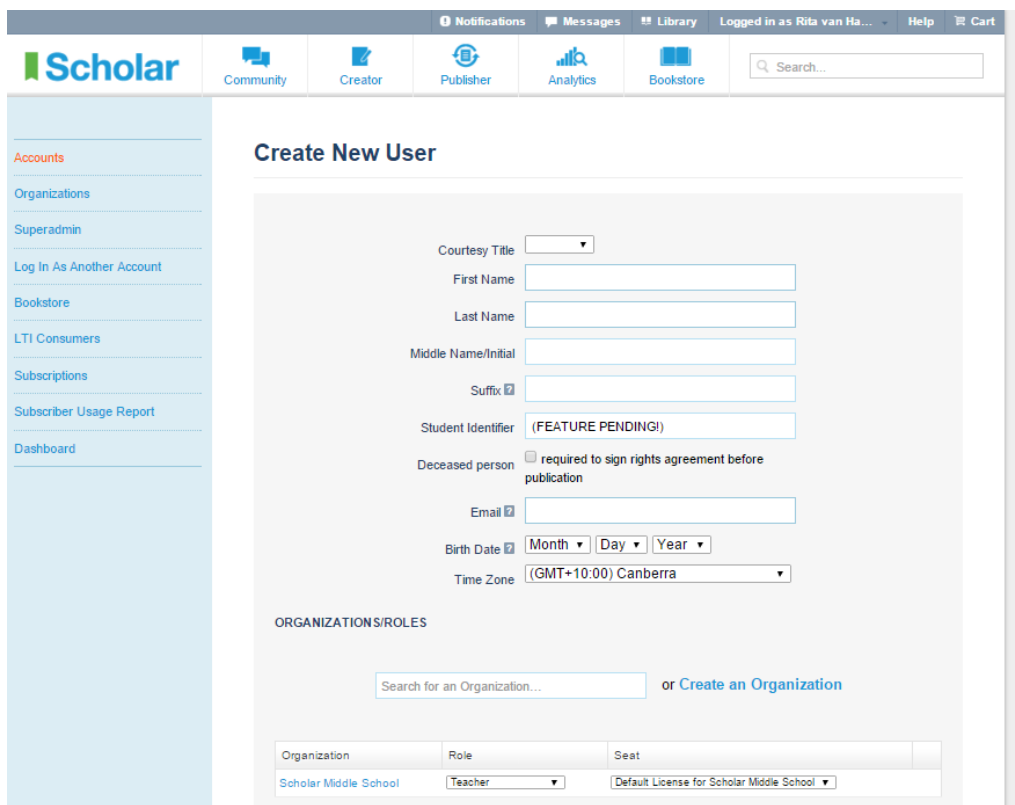
ORGANIZATION ADMINS

6.4.3: Check whether there are seats available and when the license expires. If necessary, liaise with Common Ground Publishing to add more seats to the license and/or to extend the expiry date of the license.

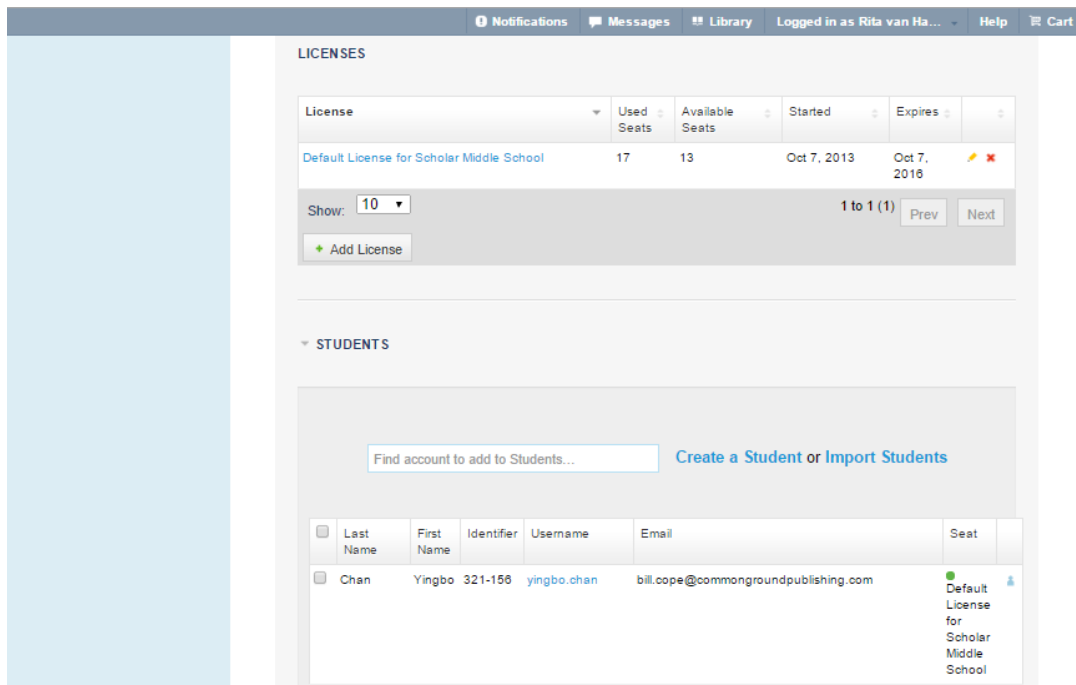
You can open the small arrows next to “Students”, “Teachers”, and “Organization Admins” to check details of accounts in the organization.



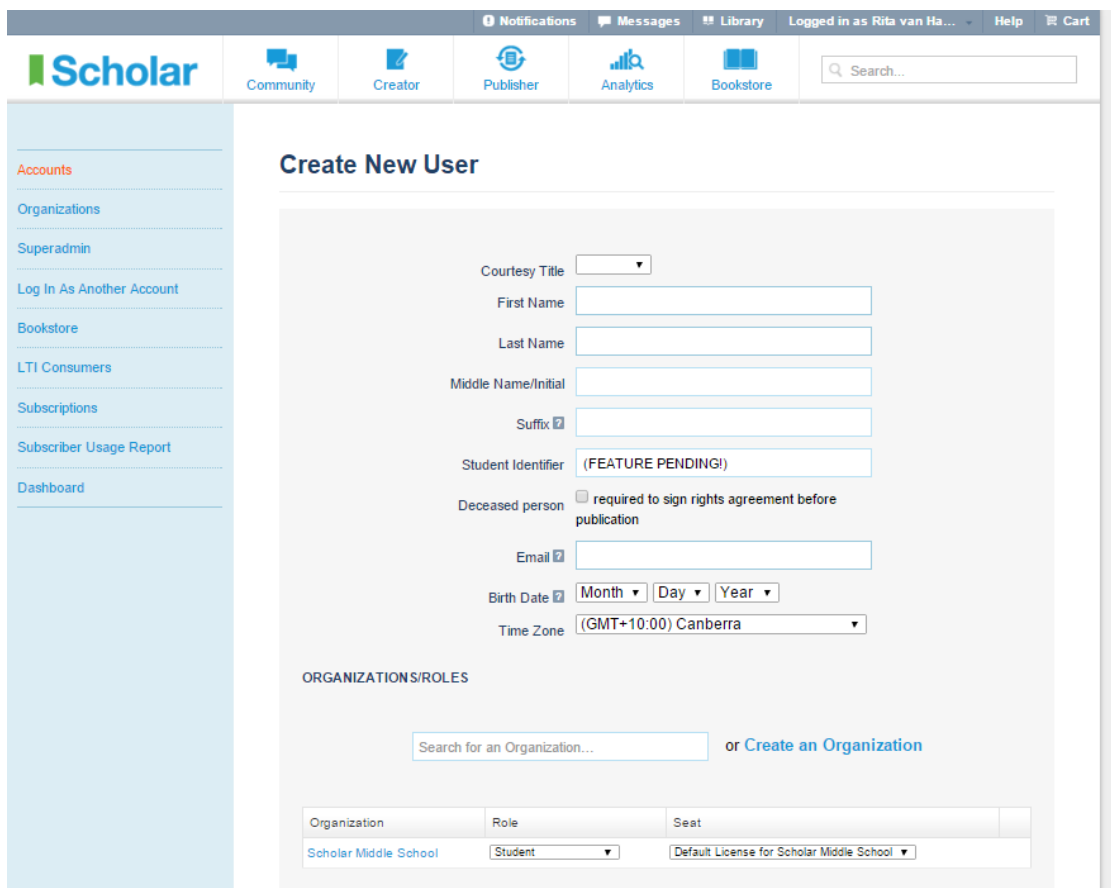
6.4.4: The Org Admin is able to create teacher accounts. Only Org Admins can create accounts for teachers and other adults in the organization. Simply go to “Create a Teacher”. For a large number of accounts to create, use the Import Teachers tool. This is explained in Tutorial 6.2.



6.4.5: When you click on “Create a Teacher”, you are taken to “Create New User”. Add details. Note that the teacher is automatically assigned a seat as a teacher in the organization.



6.4.6: The Org Admin as well as teachers are able to create student accounts. Simply go to “Create a Student”. For a whole class of students, use the “Import Students” tool. This is explained in Tutorial 6.2.



6.4.7: When you click on “Create a Student”, you are taken to “Create New User”. Add details. Note that the student is automatically assigned a seat as a student in the organization.

Notifications Messages Library Logged in as Rita van Ha... Help Cart

<input type="checkbox"/>	Richards	Felisha	321-156	felisha.richards	bill.cope@commongroundpublishing.com	Default License for Scholar Middle School
<input checked="" type="checkbox"/>	Richardson	Felisha	321-156	felisha.richardson	adrian+fr@commongroundpublishing.com	
<input checked="" type="checkbox"/>	Rodriguez	Hester	321-156	hester.rodriguez	billcope@illinois.edu	Default License for Scholar Middle School
<input type="checkbox"/>	Rodriguez	Nestor	321-156	nestor.rodriguez	adrian+nr@commongroundpublishing.com	
<input type="checkbox"/>	Schultz	Adrian	321-156	adrian.schultz	adrian+as@commongroundpublishing.com	Default License for Scholar Middle School
<input type="checkbox"/>	Schultz	Antony	321-156	antony.schultz	bill.cope@commongroundpublishing.com	Default License for Scholar Middle School

Display: 10 ▾ Prev Next

With selected:

TEACHERS

ORGANIZATION ADMINS

6.4.8: The Org Admin can also remove seats. These are seats or students who are no longer at the school or not using Scholar in any class. The name of the student will remain in the org and all their work will still be available in Community and Creator for life. They will not be able to participate in a Publisher project unless they are assigned a seat again.